



# ANNUAL REPORT 2024

Pembina Consumers Co-op (2000) Ltd.

## Management's Responsibility

---

To the Members of Pembina Consumers Co-op (2000) Ltd.:


Management is responsible for the preparation and presentation of the accompanying financial statements, including responsibility for significant accounting judgments and estimates in accordance with Canadian accounting standards for private enterprises and ensuring that all information in the annual report is consistent with the statements. This responsibility includes selecting appropriate accounting principles and methods, and making decisions affecting the measurement of transactions in which objective judgment is required.

In discharging its responsibilities for the integrity and fairness of the financial statements, management designs and maintains the necessary accounting systems and related internal controls to provide reasonable assurance that transactions are authorized, assets are safeguarded and financial records are properly maintained to provide reliable information for the preparation of financial statements.

The Board of Directors is composed entirely of Directors who are neither management nor employees of the Co-operative. The Board is responsible for overseeing management in the performance of its financial reporting responsibilities, and for approving the financial information included in the annual report. The Board fulfils these responsibilities by reviewing the financial information prepared by management and discussing relevant matters with management, internal auditors, and external auditors. The Board is also responsible for recommending the appointment of the Co-operative's external auditors.

MNP LLP is appointed by the members to audit the financial statements and report directly to them; their report follows. The external auditors have full and free access to, and meet periodically and separately with, both the Board and management to discuss their audit findings.

April 23, 2025



---

General Manager

To the Members of Pembina Consumers Co-op (2000) Ltd.:

## Opinion

We have audited the financial statements of Pembina Consumers Co-op (2000) Ltd. (the "Co-operative"), which comprise the balance sheet as at January 31, 2025, and the statements of net savings and retained savings and cash flows for the year then ended, and notes to the financial statements, including a summary of significant accounting policies.

In our opinion, the accompanying financial statements present fairly, in all material respects, the financial position of the Co-operative as at January 31, 2025, and the results of its operations and its cash flows for the year then ended in accordance with Canadian accounting standards for private enterprises.

## Basis for Opinion

We conducted our audit in accordance with Canadian generally accepted auditing standards. Our responsibilities under those standards are further described in the Auditor's Responsibilities for the Audit of the Financial Statements section of our report. We are independent of the Co-operative in accordance with the ethical requirements that are relevant to our audit of the financial statements in Canada, and we have fulfilled our other ethical responsibilities in accordance with these requirements. We believe that the audit evidence we have obtained is sufficient and appropriate to provide a basis for our opinion.

## Responsibilities of Management and Those Charged with Governance for the Financial Statements

Management is responsible for the preparation and fair presentation of the financial statements in accordance with Canadian accounting standards for private enterprises, and for such internal control as management determines is necessary to enable the preparation of financial statements that are free from material misstatement, whether due to fraud or error.

In preparing the financial statements, management is responsible for assessing the Co-operative's ability to continue as a going concern, disclosing, as applicable, matters related to going concern and using the going concern basis of accounting unless management either intends to liquidate the Co-operative or to cease operations, or has no realistic alternative but to do so.

Those charged with governance are responsible for overseeing the Co-operative's financial reporting process.

## Auditor's Responsibilities for the Audit of the Financial Statements

Our objectives are to obtain reasonable assurance about whether the financial statements as a whole are free from material misstatement, whether due to fraud or error, and to issue an auditor's report that includes our opinion. Reasonable assurance is a high level of assurance, but is not a guarantee that an audit conducted in accordance with Canadian generally accepted auditing standards will always detect a material misstatement when it exists. Misstatements can arise from fraud or error and are considered material if, individually or in the aggregate, they could reasonably be expected to influence the economic decisions of users taken on the basis of these financial statements.

As part of an audit in accordance with Canadian generally accepted auditing standards, we exercise professional judgment and maintain professional skepticism throughout the audit. We also:

- Identify and assess the risks of material misstatement of the financial statements, whether due to fraud or error, design and perform audit procedures responsive to those risks, and obtain audit evidence that is sufficient and appropriate to provide a basis for our opinion. The risk of not detecting a material misstatement resulting from fraud is higher than for one resulting from error, as fraud may involve collusion, forgery, intentional omissions, misrepresentations, or the override of internal control.
- Obtain an understanding of internal control relevant to the audit in order to design audit procedures that are appropriate in the circumstances, but not for the purpose of expressing an opinion on the effectiveness of the Co-operative's internal control.
- Evaluate the appropriateness of accounting policies used and the reasonableness of accounting estimates and related disclosures made by management.
- Conclude on the appropriateness of management's use of the going concern basis of accounting and, based on the audit evidence obtained, whether a material uncertainty exists related to events or conditions that may cast significant doubt on the Co-operative's ability to continue as a going concern. If we conclude that a material uncertainty exists, we are required to draw attention in our auditor's report to the related disclosures in the financial statements or, if such disclosures are inadequate, to modify our opinion. Our conclusions are based on the audit evidence obtained up to the date of our auditor's report. However, future events or conditions may cause the Co-operative to cease to continue as a going concern.
- Evaluate the overall presentation, structure and content of the financial statements, including the disclosures, and whether the financial statements represent the underlying transactions and events in a manner that achieves fair presentation.

We communicate with those charged with governance regarding, among other matters, the planned scope and timing of the audit and significant audit findings, including any significant deficiencies in internal control that we identify during our audit.

Winnipeg, Manitoba

April 23, 2025


*MNP LLP*


Chartered Professional Accountants

**Pembina Consumers Co-op (2000) Ltd.**  
**Balance Sheet**  
**As at January 31, 2025**

	<b>2025</b>	<b>2024</b>
<b>Current assets</b>		
Cash	\$ 2,573,672	\$ 2,302,072
FCL special deposit (Note 4(a))	32,886,796	29,723,219
Accounts receivable (Note 5)	6,908,502	5,100,844
Income taxes recoverable	-	1,156,346
Inventories (Note 6)	50,548,595	52,651,103
Prepaid agriculture suppliers (Note 7)	4,273,727	3,199,164
Prepaid expenses	503,748	500,952
Current portion long-term receivable (Note 8)	94,022	81,271
	97,789,062	94,714,971
<b>Long-term receivable (Note 8)</b>	147,688	134,010
<b>Investments</b>		
Federated Co-operatives Limited (Note 4(b))	23,011,326	22,582,210
Other organizations	15,374	14,396
<b>Assets under capital lease (Note 9)</b>	1,350	1,688
<b>Property, plant and equipment (Note 10)</b>	22,662,608	20,854,747
<b>Total assets</b>	<b>\$ 143,627,408</b>	<b>\$ 138,302,022</b>
<b>Current liabilities</b>		
Accounts payable and trust liabilities (Note 12)	\$ 32,208,917	\$ 28,352,925
Customer prepaid accounts	19,880,274	20,999,366
Income tax payable	104,157	-
<b>Total liabilities</b>	52,193,348	49,352,291
<b>Members' equity</b>		
Share capital (Note 13)	34,654,225	35,217,414
Reserves and retained savings (Note 14)	56,779,835	53,732,317
	91,434,060	88,949,731
<b>Total liabilities and members' equity</b>	<b>\$ 143,627,408</b>	<b>\$ 138,302,022</b>

Commitment (Note 19)  
Subsequent event (Note 20)

Approved on behalf of the Board of Directors  
  
Director

  
Director

*The accompanying notes are an integral part of these financial statements*



**Pembina Consumers Co-op (2000) Ltd.**  
**Statement of Net Savings and Statement of Retained Savings**  
**For the Year Ended January 31, 2025**

	<b>2025</b>	<b>%</b>	<b>2024</b>	<b>%</b>
<b>Sales</b> (Note 15)	\$ 203,287,853	100.0	\$ 202,074,327	100.0
<b>Cost of goods sold</b>	<u>182,492,271</u>	<u>89.8</u>	<u>180,812,813</u>	<u>89.5</u>
<b>Gross margin</b>	<u>20,795,582</u>	<u>10.2</u>	<u>21,261,514</u>	<u>10.5</u>
<b>Expenses</b>				
Operating and administration	19,515,336	9.6	19,666,642	9.7
Net interest (Note 16)	<u>(1,463,645)</u>	<u>(0.7)</u>	<u>(1,901,369)</u>	<u>(0.9)</u>
	<u>18,051,691</u>	<u>8.9</u>	<u>17,765,273</u>	<u>8.8</u>
<b>Savings from operations</b>	2,743,891	1.3	3,496,241	1.7
FCL loyalty program (Note 4(d)(ii))	1,690,463	0.8	1,634,192	0.8
Patronage refunds	<u>4,294,596</u>	<u>2.1</u>	<u>5,190,993</u>	<u>2.6</u>
<b>Savings before income taxes</b>	8,728,950	4.2	10,321,426	5.1
Income tax expense (Note 18)	<u>1,288,058</u>	<u>0.6</u>	<u>1,013,548</u>	<u>0.5</u>
<b>Net savings</b>	<u><b>\$ 7,440,892</b></u>	<u>3.6</u>	<u><b>\$ 9,307,878</b></u>	<u>4.6</u>
<b>Retained savings, beginning of year</b>	<b>\$ 50,000</b>		<b>\$ 50,000</b>	
Net savings	7,440,892		9,307,878	
Transfer to special reserve (Note 14)	(2,173,177)		(2,341,756)	
Transfer to general reserve (Note 14)	(872,895)		(1,032,143)	
Patronage allocation to members (Note 13)	<u>(4,394,820)</u>		<u>(5,933,979)</u>	
<b>Retained savings, end of year</b> (Note 14)	<u><b>\$ 50,000</b></u>		<u><b>\$ 50,000</b></u>	

*The accompanying notes are an integral part of these financial statements*



**Pembina Consumers Co-op (2000) Ltd.**

**Statement of Cash Flows**

**For the Year Ended January 31, 2025**

	<b>2025</b>	<b>2024</b>
<b>Operating activities</b>		
Net savings	\$ 7,440,892	\$ 9,307,878
Adjustments for:		
Depreciation	2,636,846	2,937,768
FCL patronage refund	(4,291,168)	(5,188,110)
Gain on the disposal of property, plant and equipment	(234,966)	(604,122)
Changes in non-cash operating working capital:		
Accounts receivable	(1,807,658)	(62,076)
Income taxes	1,260,503	(1,036,440)
Inventories	2,102,508	2,344,740
Prepaid agriculture suppliers	(1,074,563)	(1,416,534)
Prepaid expenses	(2,796)	(67,720)
Long-term receivables	(26,429)	(73,738)
Accounts payable and trust liabilities	3,855,992	1,580,906
Customer prepaid accounts	(1,119,092)	(1,726,348)
Cash provided by operating activities	<u>8,740,069</u>	<u>5,996,204</u>
<b>Investing activities</b>		
Redemption of FCL shares	3,862,052	4,150,488
Additions to property, plant and equipment	(4,458,762)	(3,128,072)
Proceeds from the disposal of property, plant and equipment	249,359	878,173
Investment in other organization	(978)	(169)
Cash provided by (used for) investing activities	<u>(348,329)</u>	<u>1,900,420</u>
<b>Financing activities</b>		
Share capital issued	4,400	4,460
GST on allocation	104,401	124,013
Redemption of share capital	(5,065,364)	(5,626,902)
Cash used for financing activities	<u>(4,956,563)</u>	<u>(5,498,429)</u>
<b>Net increase in cash</b>	<b>3,435,177</b>	<b>2,398,195</b>
<b>Cash, beginning of year</b>	<b>32,025,291</b>	<b>29,627,096</b>
<b>Cash, end of year</b>	<b><u>\$ 35,460,468</u></b>	<b><u>\$ 32,025,291</u></b>
Cash is comprised of:		
Cash	\$ 2,573,672	\$ 2,302,072
FCL special deposit	32,886,796	29,723,219
	<b><u>\$ 35,460,468</u></b>	<b><u>\$ 32,025,291</u></b>

*The accompanying notes are an integral part of these financial statements*



**Pembina Consumers Co-op (2000) Ltd.**  
**Notes to the Financial Statements**  
**For the Year Ended January 31, 2025**

---

## **1. Incorporation and operations**

Pembina Consumers Co-op (2000) Ltd. ("the Co-operative") was incorporated under the Cooperatives Act of Manitoba on February 1, 2001. The primary business of the Co-operative is operating retail agricultural, food, and petroleum outlets in St. Leon, Manitoba and area.

## **2. Significant accounting policies**

These financial statements have been prepared by management in accordance with Canadian accounting standards for private enterprises. A precise determination of many assets and liabilities is dependent upon future events and consequently, the preparation of these financial statements involves the use of estimates and approximations. Areas subject to estimation include valuation of accounts receivable, inventory, useful life of property, plant and equipment, impairment of long-lived assets, income taxes, asset retirement obligations, accrued liabilities and potential contingencies. These estimates also affect the disclosure of contingencies at the date of the financial statements and the reported amounts of assets, liabilities, revenues and expenses. Actual results could differ from those estimates.

These financial statements have been prepared to reflect the following significant accounting policies:

### **(a) Definition of financial year**

The Co-operative's financial year ends on the Saturday closest to January 31.

### **(b) Cash**

Cash is defined as cash and investments with an initial maturity of less than three months.

### **(c) Inventories**

Inventories are valued using a weighted average formula, first-in first-out method, and the retail method. Inventories are stated at the lower of cost and net realizable value. Costs, including an appropriate portion of fixed and variable overhead expenses, are assigned to inventories by the most appropriate method for that particular inventory class.

The Co-operative estimates net realizable value as the amount that inventories are expected to be sold for, taking into consideration fluctuations of retail price due to seasonality less estimated costs necessary to make the sale. Inventories are written down to net realizable value when the cost of inventories is determined to be not recoverable due to obsolescence, damage or permanent declines in selling prices.

### **(d) Financial instruments**

The Co-operative recognizes its financial instruments when the Co-operative becomes party to the contractual provisions of the financial instrument.



**Pembina Consumers Co-op (2000) Ltd.**  
**Notes to the Financial Statements**  
**For the Year Ended January 31, 2025**

---

**(i) Arm's length financial instruments**

Financial instruments originated/acquired or issued/assumed in an arm's length transaction are initially recorded at their fair value. At initial recognition, the Co-operative may irrevocably elect to subsequently measure any arm's length financial instrument at fair value. The Co-operative has not made such an election during the year.

Investments in equity instruments not quoted in an active market are subsequently measured at cost less impairment, or adjustments for patronage refunds or share redemptions. All transactions with Federated Co-operatives Limited (FCL) are disclosed in a separate note (Note 4). All other financial assets and liabilities are subsequently measured at amortized cost.

Transaction costs and financing fees are added to the carrying amount for those financial instruments subsequently measured at cost or amortized cost.

**(ii) Financial asset impairment**

The Co-operative assesses impairment of all its financial assets measured at cost or amortized cost. The Co-operative groups assets for impairment testing when available information is not sufficient to permit identification of each individually impaired financial asset in the group, there are numerous assets affected by the same factors, or no asset is individually significant. Management considers whether the issuer is having significant financial difficulty, whether there has been a breach in contract, such as a default or delinquency in interest or principal payments, in determining whether objective evidence of impairment exists. When there is an indication of impairment, the Co-operative determines whether it has resulted in a significant adverse change in the expected timing or amount of future cash flows during the year.

The Co-operative reduces the carrying amount of any impaired financial assets to the highest of: the present value of cash flows expected to be generated by holding the assets; the amount that could be realized by selling the assets at the balance sheet date; and the amount expected to be realized by exercising any rights to collateral held against those assets.

Any impairment, which is not considered temporary, is included in current year net savings.

The Co-operative reverses impairment losses on financial assets when there is a decrease in impairment and the decrease can be objectively related to an event occurring after the impairment loss was recognized. The amount of the reversal is recognized in net savings in the year the reversal occurs.

**(e) Assets under capital lease**

Leases, which transfer substantially all of the benefits and risks incident to ownership of property, are recorded as an acquisition of an asset and the incurrence of an obligation. Under this method of accounting for leases, the asset is depreciated over its estimated useful life and the obligation, including interest thereon, over the life of the lease. Rents on non-capital leases are expensed as incurred.



**Pembina Consumers Co-op (2000) Ltd.**  
**Notes to the Financial Statements**  
**For the Year Ended January 31, 2025**

---

**(f) Property, plant and equipment**

Property, plant and equipment are stated at cost less accumulated depreciation and impairment losses. Depreciation is taken over the estimated useful lives of the assets using the following methods and rates:

Buildings	Straight-line	15 - 25 years
Parking lots & dykes	Straight-line	15 years
Tanks	Declining balance	20%
Furniture & equipment	Straight-line & declining balance	5 years & 10% - 100%
Vehicles	Declining balance	30% - 40%

Assets under construction are not depreciated until put in use.

Expenditures for maintenance and repairs are charged to operating expenses as incurred. Significant expenditures for improvements are capitalized. Gains or losses realized on the disposal of property, plant and equipment are reflected in operations in the year of disposition.

Claims for assistance under various FCL programs are recorded as a reduction of the cost of related assets in the period in which eligible expenditures are incurred, with any depreciation calculated on the net amount.

An impairment loss is recognized when the carrying amount of a long-lived asset is not recoverable and exceeds its fair value. No such impairment loss was recorded during the year.

**(g) Share capital**

The Co-operative approves an allocation to members subsequent to year end. The amount is recorded as an addition to share capital and a reduction in retained savings. The Co-operative records the redemption of shares that is to be paid to members at the time it has been approved by the Board of Directors.

**(h) Revenue recognition**

The Co-operative recognizes revenue when evidence of an arrangement exists, delivery or change of ownership has occurred, the price has been determined, and collection is reasonably assured. Patronage allocations are recognized in savings when earned by the Co-operative.

**(i) Income taxes**

The Co-operative follows the taxes payable method whereby only current income tax assets and liabilities are recognized to the extent they remain unpaid or are recoverable. In addition, the benefit relating to a tax loss incurred in the current period and carried back to prior periods is recognized as a current asset. Current income tax assets and liabilities are measured using tax rates that are enacted or substantively enacted at the reporting date.



**Pembina Consumers Co-op (2000) Ltd.**  
**Notes to the Financial Statements**  
**For the Year Ended January 31, 2025**

---

### **3. Financial instruments and risk management**

The significant financial risks to which the Co-operative is exposed are credit risk, interest rate risk, liquidity risk, and commodity price risk.

#### **(a) Credit risk**

The Co-operative is exposed to credit risk on accounts receivable from its customers. The Co-operative manages credit risk through an active credit management program. The Co-operative does not have a significant exposure to any individual customer (2024 - no significant exposure to any individual customer).

#### **(b) Interest rate risk**

Interest rate risk is the risk that the value of a financial instrument might be adversely affected by a change in interest rates. Changes in market interest rates may have an effect on cash flows associated with some financial assets and liabilities, known as cash flow risk, and on the fair value of other financial assets or liabilities, known as price risk. The Co-operative's sensitivity to fluctuations in interest rates is limited to its cash and funds on deposit. The Co-operative manages its exposure to interest rate risk through floating rate deposits and borrowings.

#### **(c) Liquidity risk**

Liquidity risk is the risk that the Co-operative will encounter difficulty in meeting obligations associated with financial liabilities. The Co-operative is exposed to liquidity risk arising primarily from the current obligations. The Co-operative's ability to meet obligations depends on funds generated by its operations.

#### **(d) Commodity price risk**

The Co-operative enters into transactions to purchase crop production products, for which market prices fluctuate. The nature of the Co-operative's activities exposes it to risk of changes in commodity prices related to crop inputs that may occur between the time products are received from the supplier and actual date of sale to customers. To mitigate a portion of this risk, the Co-operative enters into contracts with the supplier to purchase the product at specified prices.

### **4. Transactions with Federated Co-operatives Limited**

#### **(a) FCL special deposit**

Amounts held with FCL as special deposits earn interest at rates based on prime rates.



**Pembina Consumers Co-op (2000) Ltd.**  
**Notes to the Financial Statements**  
**For the Year Ended January 31, 2025**

**4. Transactions with Federated Co-operatives Limited, continued**

**(b) Patronage refund**

The Co-operative, along with other Co-operatives in Western Canada, own FCL. At the end of each year, FCL divides a substantial portion of its net savings among these retail Co-operatives in proportion to the business done by each with FCL. During FCL's fiscal year ended October 31, 2024, the Co-operative purchased goods amounting to \$170,437,706 (2023 - \$173,913,780) from FCL in the normal course of operations.

These purchases resulted in a patronage refund from FCL which was received as non-cash consideration in the form of additional shares in FCL. FCL, based on its available cash flow, redeemed an amount of FCL shares held by the Co-operative. The amounts of the patronage refund and shares redeemed are as follows:

	<b>2025</b>	<b>2024</b>
Opening investment balance	\$ 22,582,210	\$ 21,544,588
Patronage refund	4,291,168	5,188,110
Share redemptions	<u>(3,862,052)</u>	<u>(4,150,488)</u>
 Closing investment balance	 <u>\$ 23,011,326</u>	 <u>\$ 22,582,210</u>

**(c) Asset retirement obligation**

The Co-operative participates in a contaminated site management program established by FCL to manage its asset retirement obligations. This program limits the Co-operative's liability to \$25,000 per site as long as the Co-operative continues to exercise due diligence. The Co-operative has 12 sites under this program. Management believes that due diligence has been exercised and that the impact of the asset retirement obligation to the Co-operative's financial statements is not significant.

The Co-operative has 10 fertilizer sites that are covered under the contaminated site management program established by FCL. Management cannot make a reasonable estimate of the future asset retirement obligation due to the uncertainty of the timing of when management would decommission the fertilizer division.

**(d) Purchase commitments**

(i) Under the terms of the agreement with FCL, the Co-operative has committed to purchase petroleum products, at market price, from FCL for its gas bar and cardlock operations over a ten year period commencing from September 2015. Failure to meet this commitment would require the Co-operative to immediately pay outstanding gas bar and cardlock loan balances owed to FCL, plus repay any gas bar and cardlock grants received, including interest on the grants compounded annually at 10% from the grant date. Total grants received during this period amounted to approximately \$59,001 (2024 - \$155,206). Management intends to fulfill all existing contracts with FCL.



**Pembina Consumers Co-op (2000) Ltd.**  
**Notes to the Financial Statements**  
**For the Year Ended January 31, 2025**

**(d) Purchase commitments, continued**

(ii) Under the terms of the agreement with FCL, the Co-operative has committed to purchase at least 90% of its total goods from FCL and commits, to the best of its ability, to use FCL's services. If the eligibility requirements are met, FCL will pay the Co-operative, on a quarterly basis, a Loyalty Payment based on cents per litre. The Loyalty Payment revenue is accrued as earned.

(iii) Under the terms of the agreement with FCL, the Co-operative has committed to purchase food, agricultural, home centre and petroleum related products from FCL and continue to operate certain food, agricultural, petroleum and home centre stores over periods of ten to thirty years depending on the specific contract. Failure to meet this commitment would require the Co-operative to repay the assistance received on a prorated basis. Total assistance that would be repayable if commitments were not met without FCL approval as at January 31, 2025 amounted to \$1,769,500 (2024 - \$1,370,702). Management intends to fulfill all commitments with FCL.

(iv) Under the terms of the agreement with FCL, the Co-operative has committed to purchase fertilizer products, at market price, from FCL over a five year period commencing from July 2019. Notwithstanding, every July 1 the term of this agreement is automatically extended by one additional year. Failure to meet this commitment would require the Co-operative to pay a termination charge to FCL determined by a formula based on purchases and years remaining in the contract. Management intends to fulfill all existing contracts with FCL.

**5. Accounts receivable**

	<b>2025</b>	<b>2024</b>
Customer accounts receivable	\$ 6,149,020	\$ 4,851,671
Other accounts receivable	1,025,582	417,664
Allowance for doubtful accounts	<u>(266,100)</u>	<u>(168,491)</u>
	<u><u>\$ 6,908,502</u></u>	<u><u>\$ 5,100,844</u></u>

**6. Inventories**

	<b>2025</b>	<b>2024</b>
Raw material	\$ 19,143,514	\$ 14,490,004
Work in process	998,130	492,818
Goods for resale	<u>30,406,951</u>	<u>37,668,281</u>
	<u><u>\$ 50,548,595</u></u>	<u><u>\$ 52,651,103</u></u>

The cost of inventories recognized as an expense during the year was \$181,497,028 (2024 - \$179,809,666).



**Pembina Consumers Co-op (2000) Ltd.**  
**Notes to the Financial Statements**  
**For the Year Ended January 31, 2025**

**7. Prepaid agricultural supplies**

	2025	2024
FCL	\$ 3,432,415	\$ 2,008,660
Others	841,312	1,190,504
	<u>\$ 4,273,727</u>	<u>\$ 3,199,164</u>

**8. Long-term receivable**

	2025	2025	2024	2024
Total	Current Portion	Deferred Portion	Current Portion	Deferred Portion
Petroleum tanks	<u>\$ 241,710</u>	<u>\$ 94,022</u>	<u>\$ 147,688</u>	<u>\$ 81,271</u>
			<u>\$ 134,010</u>	

The Co-operative has long-term interest free receivables covering petroleum tank equipment which are recoverable over three years. The receivables are secured by the petroleum tank equipment.

**9. Assets under capital lease**

	Original Cost	Accumulated Depreciation	2025 Book Value	2024 Book Value
Fertilizer tank	<u>\$ 60,000</u>	<u>\$ 58,650</u>	<u>\$ 1,350</u>	<u>\$ 1,688</u>

Depreciation for the current year included in operating and administration expense was \$338 (2024 - \$422).

**10. Property, plant and equipment**

	Original Cost	Accumulated Depreciation	2025 Book Value	2024 Book Value
Land	\$ 1,412,516	\$ -	\$ 1,412,516	\$ 1,412,516
Buildings	20,316,485	9,216,376	11,100,109	11,784,726
Parking lots & dykes	3,248,046	2,541,882	706,164	811,724
Tanks	2,987,531	2,354,419	633,112	798,056
Furniture & equipment	12,429,584	9,731,270	2,698,314	3,346,068
Vehicles	13,091,564	11,169,204	1,922,360	1,996,508
Under construction	4,190,033		4,190,033	705,149
	<u>\$ 57,675,759</u>	<u>\$ 35,013,151</u>	<u>\$ 22,662,608</u>	<u>\$ 20,854,747</u>

Depreciation for the current year included in operating and administration expense was \$2,636,508 (2024 - \$2,937,346).



**Pembina Consumers Co-op (2000) Ltd.**  
**Notes to the Financial Statements**  
**For the Year Ended January 31, 2025**

**11. Line of credit**

The Co-operative has a \$10,000,000 line of credit with the Westoba Credit Union of which no amount has been drawn as at January 31, 2025 (2024 - \$nil). The line of credit is secured by a General Security Agreement and over accounts receivable of the Co-operative. Interest on the line of credit is at the prime rate of the Credit Union at 5.2% (2024 - 7.2%).

**12. Accounts payable and trust liabilities**

	<b>2025</b>	2024
FCL payables	\$ 29,207,466	\$ 25,796,738
Other payables	2,463,162	2,064,961
Trust liabilities:		
Payroll deductions	112,086	117,575
Workers' Compensation	6,086	6,180
Provincial sales tax	73,848	78,646
Federal fuel charge	346,269	288,825
	<u>\$ 32,208,917</u>	<u>\$ 28,352,925</u>

**13. Share capital**

	<b>2025</b>	2024
Authorized, unlimited @ \$1		
Balance, beginning of year	\$ 35,217,414	\$ 34,781,678
Allocation to members	4,394,820	5,933,979
Cash from new members	4,400	4,460
GST on allocation	104,401	124,013
Shares transferred from reserves	19	196
	<u>39,721,054</u>	<u>40,844,326</u>
General repayment	3,015,979	3,504,741
Shares transferred to reserves	1,465	10
Withdrawals and retirements	1,289,614	1,217,893
Withholding tax	759,771	904,268
	<u>5,066,829</u>	<u>5,626,912</u>
Balance, end of year	<u>\$ 34,654,225</u>	<u>\$ 35,217,414</u>



**Pembina Consumers Co-op (2000) Ltd.**  
**Notes to the Financial Statements**  
**For the Year Ended January 31, 2025**

**14. Reserves and retained savings**

	Special Reserve	General Reserve	Retained Savings	2025	2024
Balance, beginning of year	\$ 33,322,639	\$ 20,359,678	\$ 50,000	\$ 53,732,317	\$ 50,358,604
Net savings distributed to retained savings	-	-	7,440,892	7,440,892	9,307,878
Patronage allocation	-	-	(4,394,820)	(4,394,820)	(5,933,979)
Shares transferred	-	1,446	-	1,446	(186)
Reserve transfers	2,173,177	872,895	(3,046,072)	-	-
Balance, end of year	<u>\$ 35,495,816</u>	<u>\$ 21,234,019</u>	<u>\$ 50,000</u>	<u>\$ 56,779,835</u>	<u>\$ 53,732,317</u>

**15. Sales**

	2025	2024
Agro Division	\$ 133,356,781	\$ 126,911,551
Habs Division	15,077,205	16,567,665
Petroleum Division	40,648,557	43,986,779
Consumer Division	12,862,688	13,224,306
Farm Hardware Division	1,342,622	1,384,026
	<u>\$ 203,287,853</u>	<u>\$ 202,074,327</u>

All sales are to external customers and no single customer accounts for more than 10% of sales.

**16. Net interest**

	2025	2024
Interest expense on short-term debt	\$ 21,470	\$ 2,844
Interest revenue	(1,485,115)	(1,904,213)
	<u>\$ (1,463,645)</u>	<u>\$ (1,901,369)</u>



**Pembina Consumers Co-op (2000) Ltd.**  
**Notes to the Financial Statements**  
**For the Year Ended January 31, 2025**

**17. Pension plan**

The Co-operative participates in a multi-employer defined contribution plan whereby the Co-operative and participating employees contribute equal amounts up to the maximum allowed under the Income Tax Act. The Co-operative has no unfunded liability under this plan. During the year, the Co-operative recorded \$476,583 (2024 - \$474,668) of expense relating to the plan. There were no significant changes to the rate of employer contributions during the year.

**18. Income tax expense**

The Co-operative accounts for income taxes using the taxes payable method. As a result, the Co-operative's income tax expense varies from the amount that would otherwise result from the application of the statutory income tax rates as set out below:

	<b>2025</b>	<b>2024</b>
Savings before income taxes	\$ 8,728,950	\$ 10,321,426
Expected income tax expense at the combined tax rate of 27.0% (2024 - 27.0%) net of the general rate reduction	2,356,817	2,786,785
Decrease in income tax expense resulting from:		
Non-taxable income and non-deductible expense	(24,170)	(131,300)
Patronage allocation to members of \$4,394,820 (2024 - \$5,933,979)	(1,186,601)	(1,602,174)
Income or expenses claimed in different periods for income tax purposes:		
Depreciation in excess of capital cost allowance	150,027	48,020
Other items that impact income taxes:		
Manufacturing and Processing Investment Tax Credit	(8,015)	(87,514)
Prior year tax adjustment	-	(269)
Income tax expense	\$ 1,288,058	\$ 1,013,548



**Pembina Consumers Co-op (2000) Ltd.**  
**Notes to the Financial Statements**  
**For the Year Ended January 31, 2025**

---

**19. Commitments**

The Co-operative is committed to the completion of a new fertilizer plant. The estimated total cost of the project is \$4,660,000 of which \$3,915,843 has been set up as under construction. This project will be financed from operations.

**20. Subsequent event**

**Patronage allocation to members**

Subsequent to January 31, 2025 the Board of Directors approved a patronage allocation to members in the amount of \$4,394,820 (2024 - \$5,933,979).

**21. Comparative figures**

Certain comparative figures have been reclassified to conform to current year financial statement presentation. This did not affect prior year earnings.



**Pembina Consumers Co-op (2000) Ltd.**  
**Unaudited Statistical Information**  
**For the Year Ended January 31, 2025**

---

**Record of Sales and Net Savings**

	<u>Year</u>	<u>Sales</u>	<u>Net Savings</u>	<u>%</u>
From Date of Incorporation, February 1, 2001 to January 31,	2016	\$ 1,314,267,714	\$ 90,748,827	7.0
	2017	127,024,090	5,959,715	4.7
	2018	133,629,954	7,205,962	5.4
	2019	149,764,262	8,114,822	5.4
	2020	148,675,746	6,522,886	4.4
	2021	158,776,971	7,723,749	4.9
	2022	172,294,556	11,922,377	6.9
	2023	232,062,649	10,530,974	4.4
	2024	202,074,327	9,307,878	4.6
	2025	203,287,853	7,440,892	3.6
		<u>\$ 2,841,858,122</u>	<u>\$ 165,478,082</u>	<u>5.8</u>



